

TRUCK FEATURES



STANDARD EQUIPMENT:

- BYD Iron-Phosphate Technology
- Battery 24V 130Ah
- AC drive
- AC control
- Easy battery top-up solution
- 24V 30A on-board charger
- 3-hour charging time
- 5V USB port

OPTIONAL EQUIPMENT:

- 1-hour fast-charging solution
- Charger 24V 100A
- Fork size on request
- Metal mesh protection
- Plexi-glass protection
- Anti-slippering/reinforced wheel



ISO 9001
ISO 14001
OHSAS 18001



BYD Europe B.V.

's-Gravelandseweg 256, 3125 BK Schiedam, The Netherlands
Tel: 0031 1020 70888 E-mail: forklift@byd.com
04-22/BPS/V1 www.bydforklift.com



BYD EPS14 is a pedestrian stacker with rated capacity of 1400 kg, featuring lift heights up to 5400mm.

BYD EPS14P is a stand-on stacker with foldable side bars and platform. This truck also has a rated capacity of 1400 kg, with the lift heights up to 5400mm.

BYD EPS14Pi is a stand-on stacker with foldable side bars and platform with initial lift. This truck also has a rated capacity of 1400 kg, with the lift heights up to 5400mm.

BYD Stackers are powered by the BYD Iron-Phosphate Technology and feature the most up to date Battery Management System. We also offer the longest battery-warranty in the industry, 8 years or 10,000 hours, whichever comes first.

Thanks to ultra-fast top charging with flexible battery and charger options, BYD Stackers easily operate in multi-shift applications on a single battery, saving you both time and money.

EPS14Pi/EPS14P/EPS14

BYD STACKER (1400kg)

CHANGE YOUR MIND
NOT YOUR BATTERY

Lithium | 8 YRS 10,000 HRS Battery Warranty | BYD Iron-Phosphate

TRUCK FEATURES



Model:	EPS14Pi
Battery:	24V 130Ah/24V 270Ah
Charger:	24V 30A (onboard) 24V 100A (optional)
Speed:	8/9 km/h
Capacity:	1400 kg

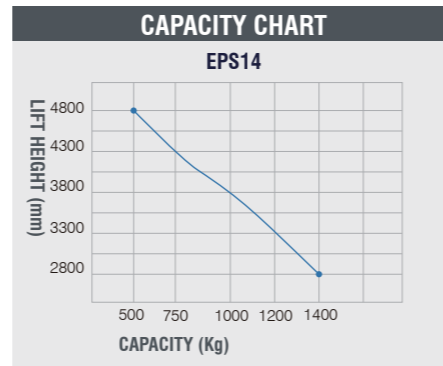
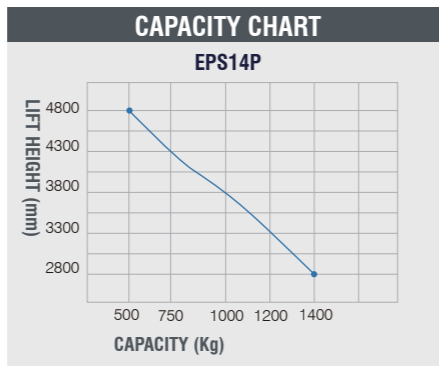
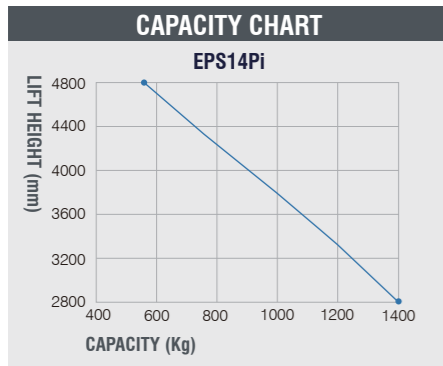


Model:	EPS14P
Battery:	24V 130Ah/24V 270Ah
Charger:	24V 30A (onboard) 24V 100A (optional)
Speed:	8/9 km/h
Capacity:	1400 kg



Model:	EPS14
Battery:	24V 130Ah
Charger:	24V 30A (onboard) 24V 100A (optional)
Speed:	6/6 km/h
Capacity:	1400 kg

LOADING CAPACITY



MAST SPECIFICATIONS

MAST SPECIFICATIONS		2-stage Standard Mast								
		EPS14	EPS14P	EPS14Pi	EPS14	EPS14P	EPS14Pi	EPS14	EPS14P	EPS14Pi
Lifting Height (mm)	h3	2500	2500	2900	2900	3200	3200			
Height, Mast Fully Lowered (mm)	h1	1780	1780	1980	1980	2130	2130			
Full Free Lift Height (mm)	h2	130	138	130	138	130	138			
Height, Mast Fully Extended (mm)	h4	3020	3017	3420	3417	3720	3717			

MAST SPECIFICATIONS		2-stage FFL Mast								
		EPS14	EPS14P	EPS14Pi	EPS14	EPS14P	EPS14Pi	EPS14	EPS14P	EPS14Pi
Lifting Height (mm)	h3	2500	-	3000	-	3500	-	4000	-	
Height, Mast Fully Lowered (mm)	h1	1805	-	2055	-	2305	-	2555	-	
Full Free Lift Height (mm)	h2	1336	-	1586	-	1836	-	2086	-	
Height, Mast Fully Extended (mm)	h4	3058	-	3558	-	4058	-	4558	-	

MAST SPECIFICATIONS		3-stage FFL Mast								
		EPS14	EPS14P	EPS14Pi	EPS14	EPS14P	EPS14Pi	EPS14	EPS14P	EPS14Pi
Lifting Height (mm)	h3	4300	4300	4800	4800	5300	5400			
Height, Mast Fully Lowered (mm)	h1	1930	1930	2192	2192	2280	2330			
Full Free Lift Height (mm)	h2	1400	1468	1600	1688	1700	1868			
Height, Mast Fully Extended (mm)	h4	4850	4847	5390	5392	5850	5947			

EPS14Pi/EPS14P/EPS14 SPECIFICATIONS

Identification			BYD	BYD	BYD
			EPS14Pi	EPS14P	EPS14
1.1	Manufacturer				
1.2	Model				
1.3	Drive		Electric	Electric	Electric
1.4	Operator type		Stand-on	Stand-on	Pedestrian
1.5	Load capacity	Q	kg	1400	1400
1.6	Load center	c	mm	600	600
1.8	Load distance, center of support arm wheel to face of forks	sx	mm	901	672
1.9	Wheelbase	y	mm	1560	1260
2.1	Service weight including battery		kg	1240	1180
2.2	Axle load, with load, front/rear		kg	1290/1350	1000/1600
2.3	Axle load, without load, front/rear		kg	900/340	800/380
3.1	Wheel type			PU	PU
3.2	Wheel size, front		mm	Φ230×82	Φ230×82
3.3	Wheel size, rear		mm	Φ85×70	Φ85×70
3.4	Additional wheels		mm	Φ120×50	Φ120×50
3.5	Wheels, number front rear (x=driven wheels)			1x+1/4	1x+1/4
3.6	Track width, front	b10	mm	529	520
3.7	Track width, rear	b11	mm	500	380
4.4	Lifting height	h3	mm	3200	3200
4.2	Mast height extended	h4	mm	3717	3720
4.3	Tiller height, min./max. position	h14	mm	990/1288	1040/1330
4.15	Lowered height	h13	mm	90	90
4.19	Overall length	l1	mm	2027/2507	1985/2465
4.20	Length to the face of forks	l2	mm	877	835
4.21	Overall width	b1	mm	800	800
4.22	Fork dimensions	s/e/l	mm	60/190/1150	60/180/1150
4.25	Width over forks	b5	mm	540/640	540/640
4.32	Ground clearance, center of wheelbase	m2	mm	20	25
4.33	Aisle width for pallets 1000×1200 crossways	Ast	mm	2628	2373
4.34	Aisle width for pallets 800×1200 lengthways	Ast	mm	2515	2352
4.35	Turning radius	Wa	mm	1802	1490/1970
5.1	Travel speed, with/without load		km/h	8/9	8/9
5.2	Lift speed, with/without load		mm/s	160/230	180/240
5.3	Lowering speed, with/without load		mm/s	370/230	300/240
5.8	Max. gradeability, with/without load		%	9/16	5/10
5.10	Service brake			Electromagnetic	Electromagnetic
6.1	Drive motor rating S2 60 min		kw	1.3	1.3
6.2	Lift motor rating at S3 15%		kw	3	3
6.4	Battery voltage/nominal capacity K5		V/Ah	24/110	24/110
6.5	Battery weight		kg	70	70
8.1	Type of drive control			AC	AC
8.4	Sound level at the driver's ear		dB(A)	70	≤75

*BYD reserves the right to alter and modify the design, features and technical parameters of its products at any given time and without pre-advise, as products are subject to ongoing and continuous development.

